

# Lecture 2: Convexity

Michael Patriksson

18 January 2005

## Convexity of sets

Let  $S \subseteq \mathbb{R}^n$ . The set  $S$  is *convex* if

$$\left. \begin{array}{l} \mathbf{x}^1, \mathbf{x}^2 \in S \\ \lambda \in (0, 1) \end{array} \right\} \implies \lambda \mathbf{x}^1 + (1 - \lambda) \mathbf{x}^2 \in S.$$

A set  $S$  is convex if, from anywhere in  $S$ , all other points are “visible.” (See Figure 1.)

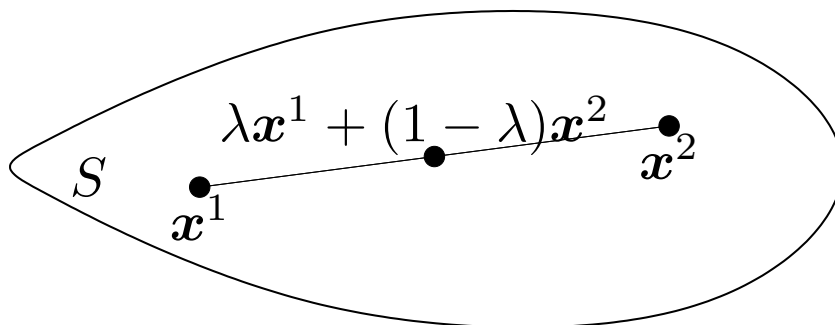


Figure 1: A convex set. (For the intermediate vector shown, the value of  $\lambda$  is  $\approx 1/2$ .)

## Examples

- The empty set is a convex set.
- The set  $\{ \mathbf{x} \in \mathbb{R}^n \mid \|\mathbf{x}\| \leq a \}$  is convex for every value of  $a \in \mathbb{R}$ .
- The set  $\{ \mathbf{x} \in \mathbb{R}^n \mid \|\mathbf{x}\| = a \}$  is non-convex for every  $a > 0$ .
- The set  $\{0, 1, 2\}$  is non-convex.

Two non-convex sets are shown in Figure 2.

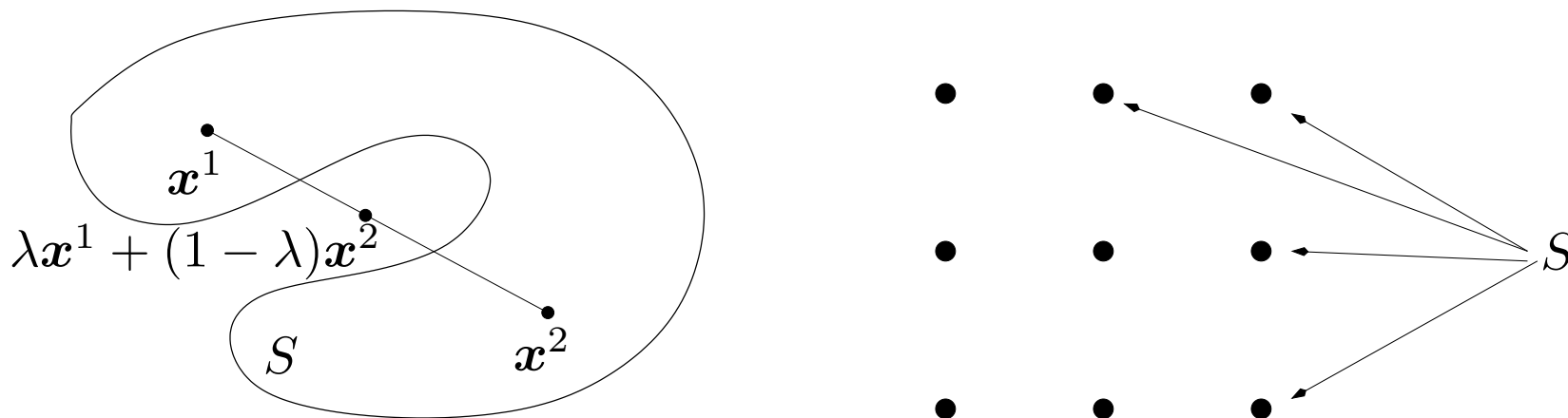


Figure 2: Two non-convex sets.

## Intersections of convex sets

*Suppose that  $S_k$ ,  $k \in \mathcal{K}$ , is any collection of convex sets. Then, the intersection  $\bigcap_{k \in \mathcal{K}} S_k$  is a convex set.*

## Convex and affine hulls

The *affine hull* of a finite set  $V = \{\mathbf{v}^1, \dots, \mathbf{v}^k\} \subset \mathbb{R}^n$  is the set

$$\text{aff } V := \left\{ \lambda_1 \mathbf{v}^1 + \dots + \lambda_k \mathbf{v}^k \mid \lambda_1, \dots, \lambda_k \in \mathbb{R}; \sum_{i=1}^k \lambda_i = 1 \right\}.$$

The *convex hull* of a finite set  $V = \{\mathbf{v}^1, \dots, \mathbf{v}^k\} \subset \mathbb{R}^n$  is the set

$$\text{conv } V := \left\{ \lambda_1 \mathbf{v}^1 + \dots + \lambda_k \mathbf{v}^k \mid \lambda_1, \dots, \lambda_k \geq 0; \sum_{i=1}^k \lambda_i = 1 \right\}.$$

The sets are defined by all possible *affine (convex) combinations* of the  $k$  points.

## Examples

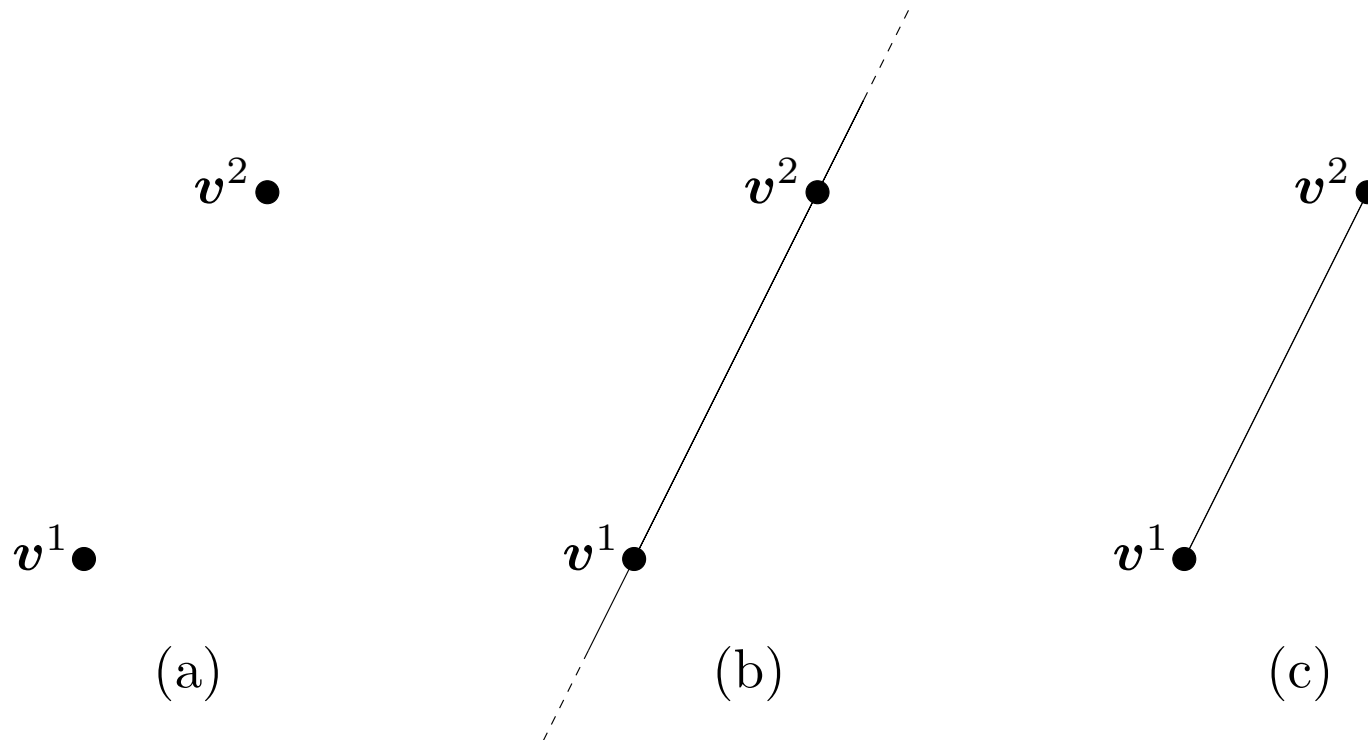


Figure 3: (a) The set  $V$ . (b) The set  $\text{aff } V$ . (c) The set  $\text{conv } V$ .

## Carathéodory's Theorem

- The convex hull of  $V \subset \mathbb{R}^n$  is the smallest convex set containing  $V$ .
- Let  $V \subseteq \mathbb{R}^n$ . Then,  $\text{conv } V$  is the set of all convex combinations of points of  $V$ .
- Every point of the convex hull of a set can be written as a convex combination of points from the set. How many do we need?
- [Car.:] *Let  $\mathbf{x} \in \text{conv } V$ , where  $V \subseteq \mathbb{R}^n$ . Then  $\mathbf{x}$  can be expressed as a convex combination of  $n + 1$  or fewer points of  $V$ .*
- Proof by contradiction: if more than  $n + 1$  points are needed then these points must be affinely dependent  $\implies$  can remove at least one such point. Etcetera.

## Polytope

- A subset  $P$  of  $\mathbb{R}^n$  is a *polytope* if it is the convex hull of finitely many points in  $\mathbb{R}^n$ .
- The set shown in Figure 4 is a polytope.

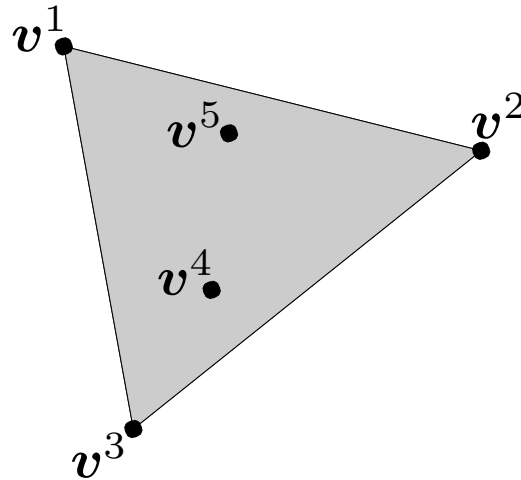


Figure 4: The convex hull of five points in  $\mathbb{R}^2$ .

- A cube and a tetrahedron are polytopes in  $\mathbb{R}^3$ .



## Extreme points

- A point  $\mathbf{v}$  of a convex set  $P$  is called an *extreme point* if whenever  $\mathbf{v} = \lambda \mathbf{x}^1 + (1 - \lambda) \mathbf{x}^2$ , where  $\mathbf{x}^1, \mathbf{x}^2 \in P$  and  $\lambda \in (0, 1)$ , then  $\mathbf{v} = \mathbf{x}^1 = \mathbf{x}^2$ .
- Examples: The set shown in Figure 3(c) has the extreme points  $\mathbf{v}^1$  and  $\mathbf{v}^2$ . The set shown in Figure 4 has the extreme points  $\mathbf{v}^1$ ,  $\mathbf{v}^2$ , and  $\mathbf{v}^3$ . The set shown in Figure 3(b) does not have any extreme points.
- Let  $P$  be the polytope  $\text{conv } V$ , where  $V = \{\mathbf{v}^1, \dots, \mathbf{v}^k\} \subset \mathbb{R}^n$ . Then  $P$  is equal to the convex hull of its extreme points.

## Polyhedra

- A subset  $P$  of  $\mathbb{R}^n$  is a *polyhedron* if there exist a matrix  $\mathbf{A} \in \mathbb{R}^{m \times n}$  and a vector  $\mathbf{b} \in \mathbb{R}^m$  such that

$$P = \{ \mathbf{x} \in \mathbb{R}^n \mid \mathbf{A}\mathbf{x} \leq \mathbf{b} \}.$$

- $\mathbf{A}\mathbf{x} \leq \mathbf{b} \iff \mathbf{a}_i\mathbf{x} \leq b_i$  for all  $i$  ( $\mathbf{a}_i$  is row  $i$  of  $\mathbf{A}$ ).
- Intersection of half-spaces. [*Hyperplane*:  $\{ \mathbf{x} \in \mathbb{R}^n \mid \mathbf{a}_i\mathbf{x} = b_i \}$ .]
- Examples: (a) Figure 5 shows the bounded polyhedron  $P = \{ \mathbf{x} \in \mathbb{R}^2 \mid x_1 \geq 2; x_1 + x_2 \leq 6; 2x_1 - x_2 \leq 4 \}$ .
- (b) The unbounded polyhedron  $P = \{ \mathbf{x} \in \mathbb{R}^2 \mid x_1 + x_2 \geq 2; x_1 - x_2 \leq 2; 3x_1 - x_2 \geq 0 \}$  is shown in Figure 6.

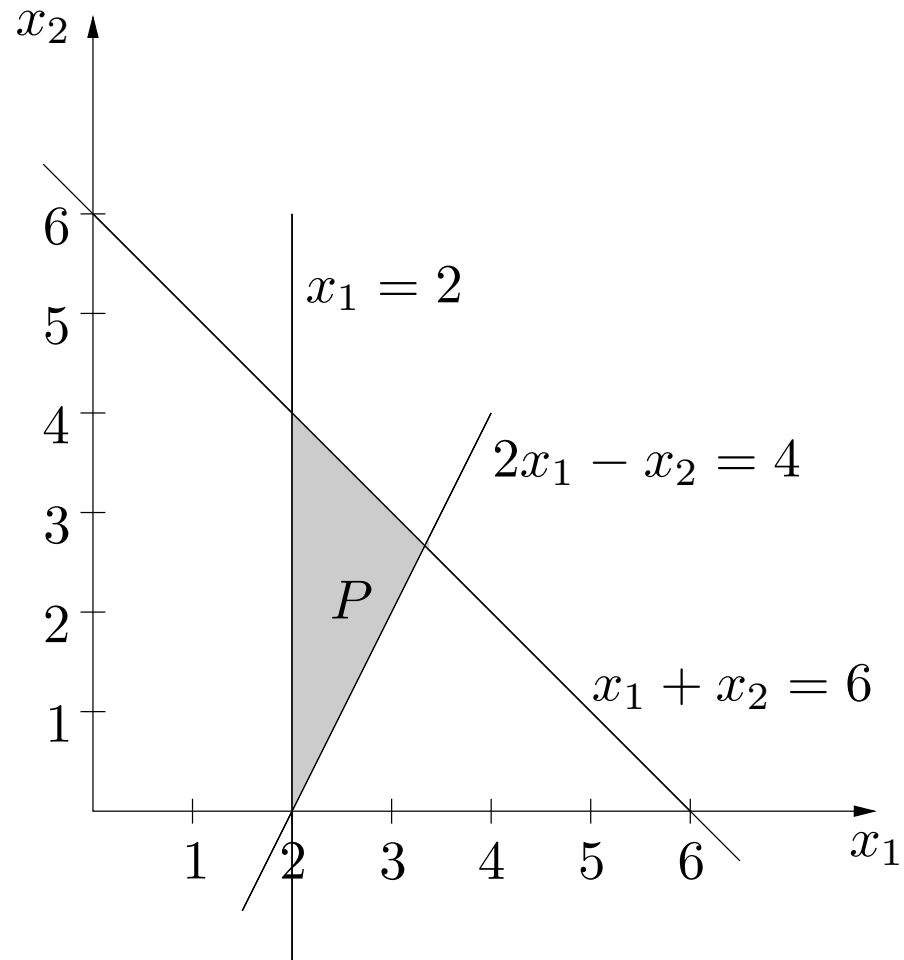


Figure 5: Illustration of the bounded polyhedron  $P = \{ \mathbf{x} \in \mathbb{R}^2 \mid x_1 \geq 2; x_1 + x_2 \leq 6; 2x_1 - x_2 \leq 4 \}$ .

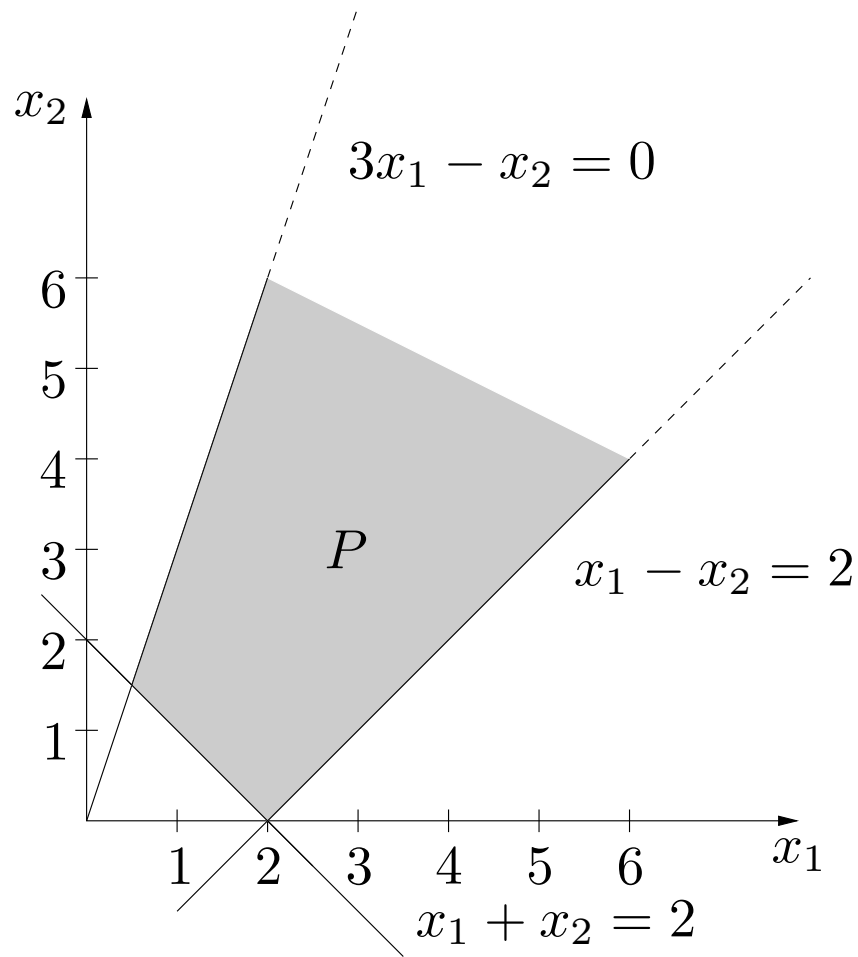


Figure 6: Illustration of the unbounded polyhedron  $P = \{ \mathbf{x} \in \mathbb{R}^2 \mid x_1 + x_2 \geq 2; x_1 - x_2 \leq 2; 3x_1 - x_2 \geq 0 \}$ .

## Algebraic characterizations of extreme points

- Let  $\tilde{\mathbf{x}} \in P = \{ \mathbf{x} \in \mathbb{R}^n \mid \mathbf{A}\mathbf{x} \leq \mathbf{b} \}$ , where  $\mathbf{A} \in \mathbb{R}^{m \times n}$  with  $\text{rank } \mathbf{A} = n$  and  $\mathbf{b} \in \mathbb{R}^m$ . Further, let  $\tilde{\mathbf{A}}\tilde{\mathbf{x}} = \tilde{\mathbf{b}}$  be the equality subsystem of  $\mathbf{A}\tilde{\mathbf{x}} \leq \mathbf{b}$ . Then  $\tilde{\mathbf{x}}$  is an extreme point of  $P$  if and only if  $\text{rank } \tilde{\mathbf{A}} = n$ .
- Of great importance in Linear Programming:  $\mathbf{A}$  then always has full rank! Hence, can solve special subsystem of linear equalities to obtain an extreme point.
- Corollary: The number of extreme points of  $P$  is finite.
- Corollary: Since the number of extreme points is finite, the convex hull of the extreme points of a polyhedron is a polytope.
- Consequence: Algorithm for linear programming!

## Cones

- A subset  $C$  of  $\mathbb{R}^n$  is a *cone* if  $\lambda \mathbf{x} \in C$  whenever  $\mathbf{x} \in C$  and  $\lambda > 0$ .
- Examples: The set  $\{ \mathbf{x} \in \mathbb{R}^n \mid \mathbf{A}\mathbf{x} \leq \mathbf{0}^m \}$  is a cone.
- Figure 7(a) illustrates a convex cone and Figure 7(b) illustrates a non-convex cone in  $\mathbb{R}^2$ .

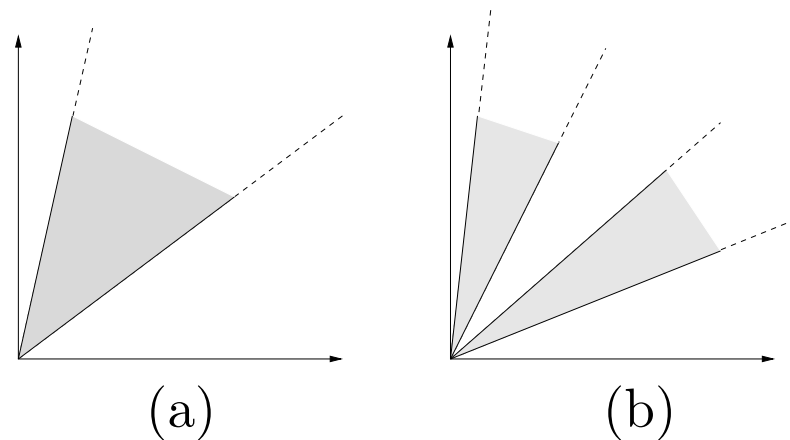


Figure 7: (a) A convex cone in  $\mathbb{R}^2$ . (b) A non-convex cone in  $\mathbb{R}^2$ .

## Representation Theorem

- Let  $Q = \{ \mathbf{x} \in \mathbb{R}^n \mid \mathbf{A}\mathbf{x} \leq \mathbf{b} \}$ ,  $P$  be the convex hull of the extreme points of  $Q$ , and  $C := \{ \mathbf{x} \in \mathbb{R}^n \mid \mathbf{A}\mathbf{x} \leq \mathbf{0}^m \}$ . If  $\text{rank } \mathbf{A} = n$  then  
 $Q = P + C = \{ \mathbf{x} \in \mathbb{R}^n \mid \mathbf{x} = \mathbf{u} + \mathbf{v} \text{ for some } \mathbf{u} \in P \text{ and } \mathbf{v} \in C \}$ .  
In other words, every polyhedron (that has at least one extreme point) is the direct sum of a polytope and a polyhedral cone.
- Proof by induction on the rank of the subsystem matrix  $\tilde{\mathbf{A}}$ .
- Central in Linear Programming. Can be used to establish:  
*Optimal solutions to LP problems are found at extreme points!*

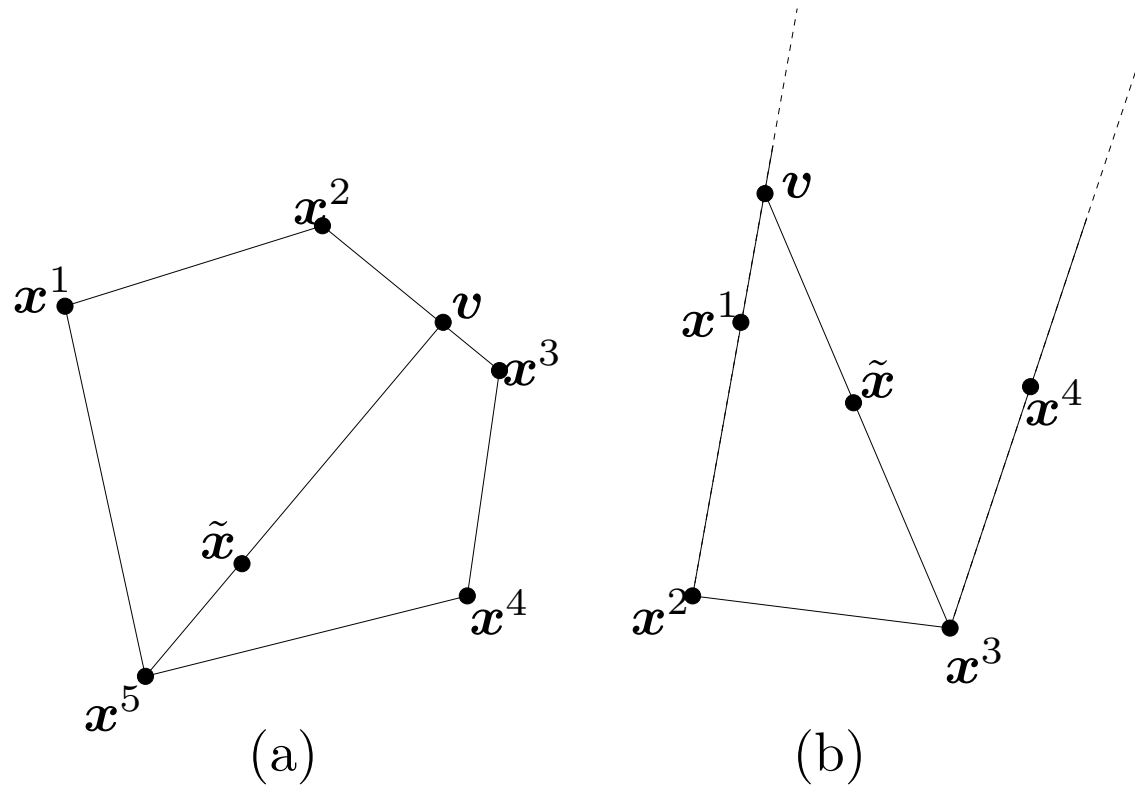


Figure 8: Illustration of the Representation Theorem (a) in the bounded case, and (b) in the unbounded case.



## Separation Theorem

- “If a point  $\mathbf{y}$  does not lie in a closed and convex set  $C$ , then there exists a hyperplane that separates  $\mathbf{y}$  from  $C$ .”
- *Suppose that the set  $C \subseteq \mathbb{R}^n$  is closed and convex, and that the point  $\mathbf{y}$  does not lie in  $C$ . Then there exist  $\alpha \in \mathbb{R}$  and  $\boldsymbol{\pi} \neq \mathbf{0}^n$  such that  $\boldsymbol{\pi}^T \mathbf{y} > \alpha$  and  $\boldsymbol{\pi}^T \mathbf{x} \leq \alpha$  for all  $\mathbf{x} \in C$ .*
- Proof later—requires existence and optimality conditions.
- Consequence: *A set  $P$  is a polytope if and only if it is a bounded polyhedron. [ $\Leftarrow$  trivial;  $\Rightarrow$  constructive.]*
- A *finitely generated cone* has the form
 
$$\text{cone} \{ \mathbf{v}^1, \dots, \mathbf{v}^m \} := \{ \lambda_1 \mathbf{v}^1 + \dots + \lambda_m \mathbf{v}^m \mid \lambda_1, \dots, \lambda_m \geq 0 \}.$$
- *A convex cone is finitely generated iff it is polyhedral.*

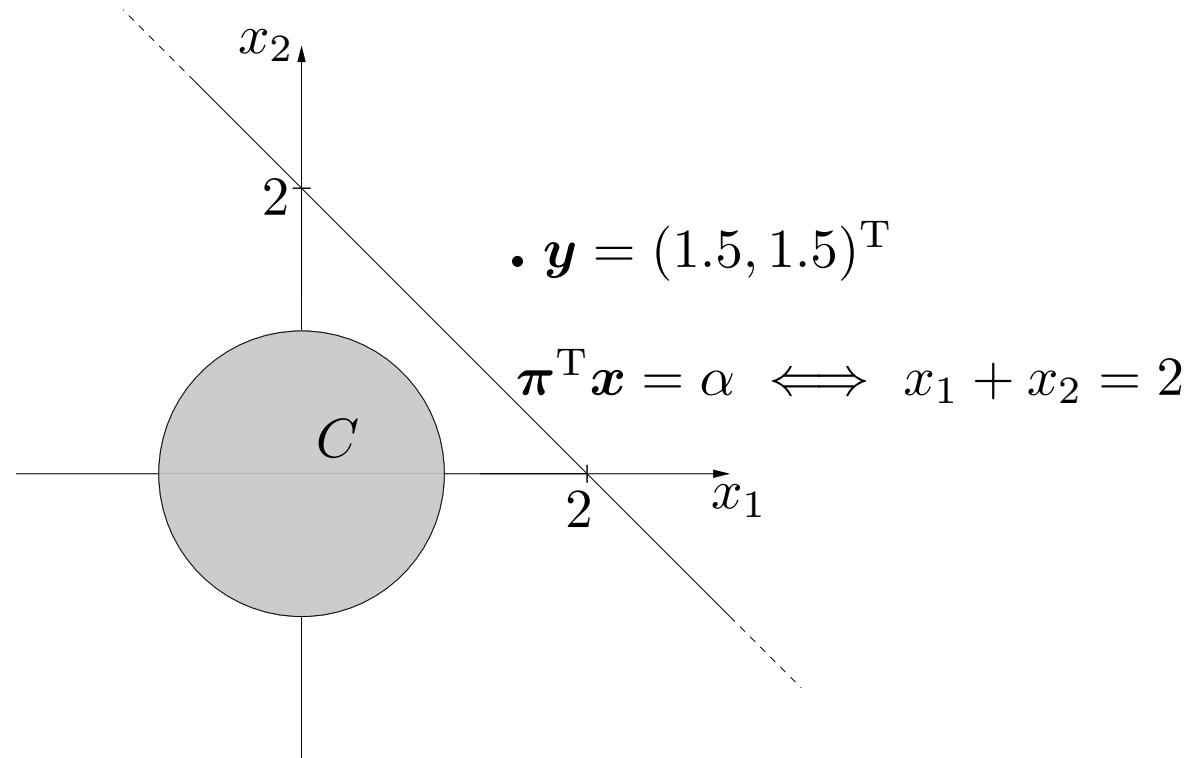


Figure 9: Illustration of the Separation Theorem: the unit disk is separated from  $\mathbf{y}$  by the line  $\{\mathbf{x} \in \mathbb{R}^2 \mid x_1 + x_2 = 2\}$ .

## Farkas' Lemma

- Let  $\mathbf{A} \in \mathbb{R}^{m \times n}$  and  $\mathbf{b} \in \mathbb{R}^m$ . Then, exactly one of the systems

$$\mathbf{Ax} = \mathbf{b}, \quad (\text{I})$$

$$\mathbf{x} \geq \mathbf{0}^n,$$

and

$$\mathbf{A}^T \boldsymbol{\pi} \leq \mathbf{0}^n, \quad (\text{II})$$

$$\mathbf{b}^T \boldsymbol{\pi} > 0,$$

*has a feasible solution, and the other system is inconsistent.*

- Farkas' Lemma has many forms. “Theorems of the alternative.”
- Crucial for LP theory and optimality conditions.

## Convexity of functions

- Suppose that  $S \subseteq \mathbb{R}^n$  is convex. A function  $f : \mathbb{R}^n \rightarrow \mathbb{R} \cup \{+\infty\}$  is *convex at*  $\bar{\mathbf{x}} \in S$  if

$$\left. \begin{array}{l} \mathbf{x} \in S \\ \lambda \in (0, 1) \end{array} \right\} \implies f(\lambda \bar{\mathbf{x}} + (1 - \lambda)\mathbf{x}) \leq \lambda f(\bar{\mathbf{x}}) + (1 - \lambda)f(\mathbf{x}).$$

- The function  $f$  is *convex on*  $S$  if it is convex at every  $\bar{\mathbf{x}} \in S$ .
- The function  $f$  is *strictly convex on*  $S$  if  $<$  holds in place of  $\leq$  above for every  $\mathbf{x} \neq \bar{\mathbf{x}}$ .
- A convex function is such that a linear interpolation never is lower than the function itself. For a strictly convex function the linear interpolation lies above the function.
- (Strict) concavity of  $f \iff$  (strict) convexity of  $-f$ .

- Figure 10 illustrates a convex function.

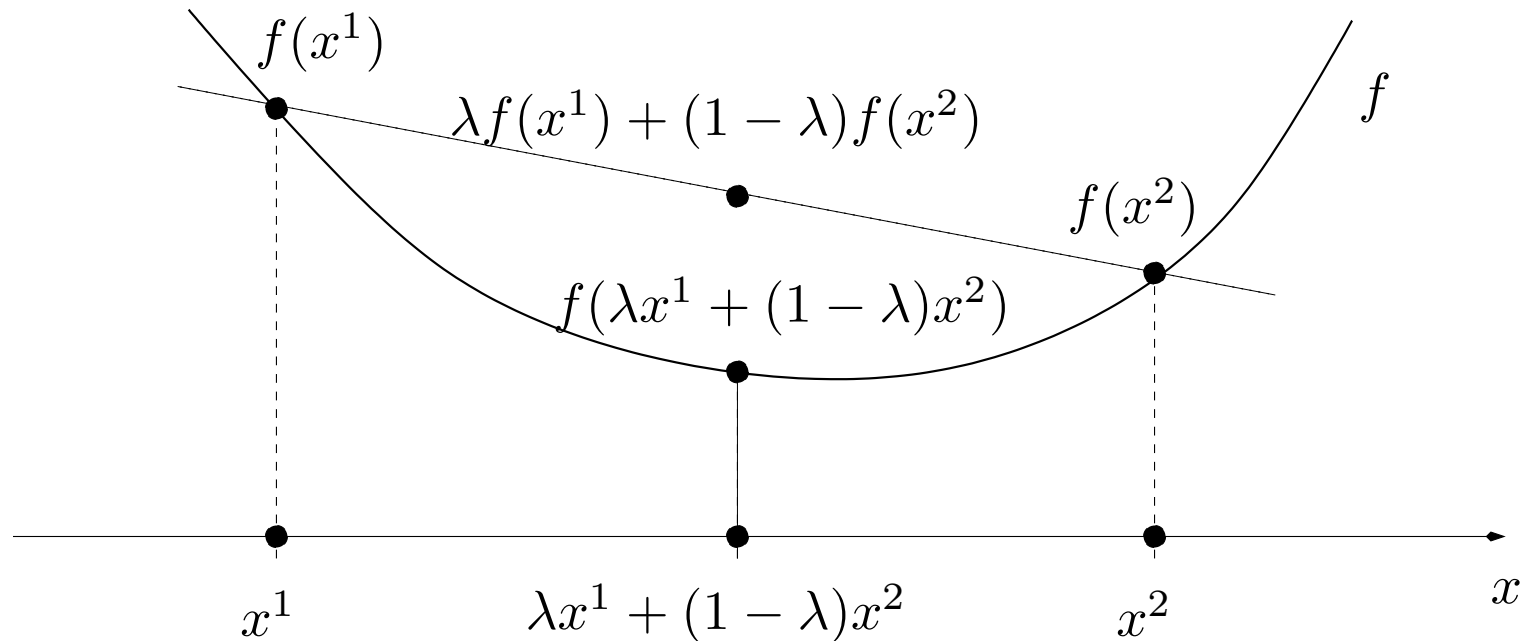


Figure 10: A convex function.

- The function  $f : \mathbb{R}^n \rightarrow \mathbb{R}$  defined by  $f(\mathbf{x}) := \|\mathbf{x}\|$  is convex on  $\mathbb{R}^n$ ;  $f(\mathbf{x}) := \|\mathbf{x}\|^2$  is strictly convex in  $\mathbb{R}^n$ .

- Let  $\mathbf{c} \in \mathbb{R}^n$ . The linear function  $\mathbf{x} \mapsto f(\mathbf{x}) := \mathbf{c}^T \mathbf{x} = \sum_{j=1}^n c_j x_j$  is both convex and concave on  $\mathbb{R}^n$ .
- Figure 11 illustrates a non-convex function.

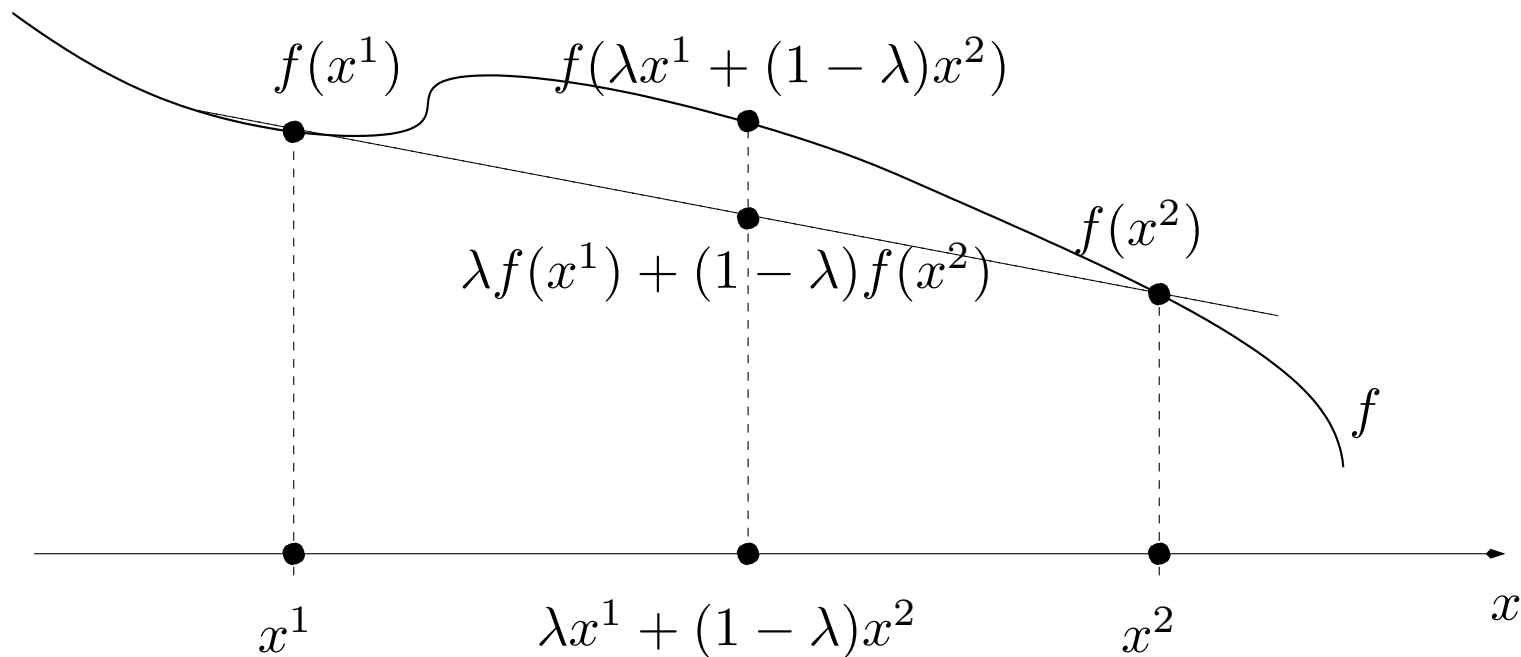


Figure 11: A non-convex function.

- Sums of convex functions are convex.
- Composite function:  $\mathbf{x} \mapsto f(g(\mathbf{x}))$
- *Suppose that  $S \subseteq \mathbb{R}^n$  and  $P \subseteq \mathbb{R}$ . Let further  $g : S \rightarrow \mathbb{R}$  be a function which is convex on  $S$ , and  $f : P \rightarrow \mathbb{R}$  be convex and non-decreasing ( $y \geq x \implies f(y) \geq f(x)$ ) on  $P$ . Then, the composite function  $f(g)$  is convex on the set  $\{\mathbf{x} \in \mathbb{R}^n \mid g(\mathbf{x}) \in P\}$ .*
- The function  $\mathbf{x} \mapsto -1/\log(-g(\mathbf{x}))$  is convex on the set  $\{\mathbf{x} \in \mathbb{R}^n \mid g(\mathbf{x}) < 0\}$ .

## Epigraphs

- Characterize convexity of a function on  $\mathbb{R}^n$  by the convexity of its *epigraph* in  $\mathbb{R}^{n+1}$ . [Note: the *graph* of a function  $f : \mathbb{R}^n \rightarrow \mathbb{R}$  is the boundary of  $\text{epi } f$ .]

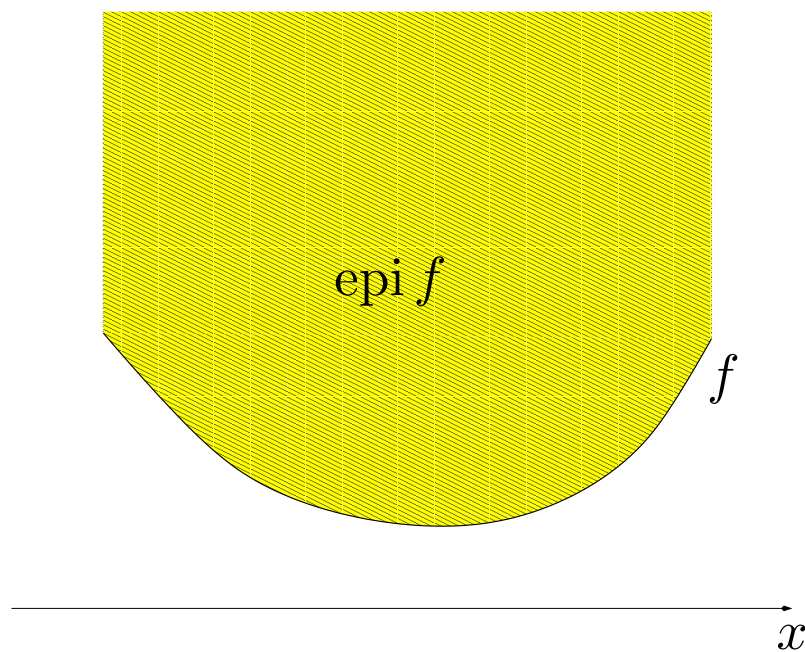


Figure 12: A convex function and its epigraph.



- The epigraph of a function  $f : \mathbb{R}^n \rightarrow \mathbb{R} \cup \{+\infty\}$  is the set

$$\text{epi } f := \{ (\mathbf{x}, \alpha) \in \mathbb{R}^{n+1} \mid f(\mathbf{x}) \leq \alpha \}.$$

The epigraph of the function  $f$  restricted to the set  $S \subseteq \mathbb{R}^n$  is

$$\text{epi}_S f := \{ (\mathbf{x}, \alpha) \in S \times \mathbb{R} \mid f(\mathbf{x}) \leq \alpha \}.$$

- Connection between convex sets and functions; in fact the definition of a convex function stems from that of a convex set!
- *Suppose that  $S \subseteq \mathbb{R}^n$  is a convex set. Then, the function  $f : \mathbb{R}^n \rightarrow \mathbb{R} \cup \{+\infty\}$  is convex on  $S$  if, and only if, its epigraph restricted to  $S$  is a convex set in  $\mathbb{R}^{n+1}$ .*

## Convexity characterizations in $C^1$

- $C^1$ : Differentiable once, gradient continuous.
- Let  $f \in C^1$  on an open convex set  $S$ .
  - (a)  $f$  is convex on  $S \iff f(\mathbf{y}) \geq f(\mathbf{x}) + \nabla f(\mathbf{x})^T(\mathbf{y} - \mathbf{x}), \mathbf{x}, \mathbf{y} \in S$ .
  - (b)  $f$  is convex on  $S \iff [\nabla f(\mathbf{x}) - \nabla f(\mathbf{y})]^T(\mathbf{x} - \mathbf{y}) \geq 0, \mathbf{x}, \mathbf{y} \in S$ .
- (a): “Every tangent plane to the function surface lies on, or below, the epigraph of  $f$ ”, or, that “a first-order approximation is below  $f$ .”
- (b)  $\nabla f$  is “monotone on  $S$ .” [Note: when  $n = 1$ , the result states that  $f$  is convex if and only if its derivative  $f'$  is non-decreasing, that is, that it is monotonically increasing.]
- Proofs use Taylor expansion, convexity and Mean-value Theorem.

- Figure 13 illustrates part (a).

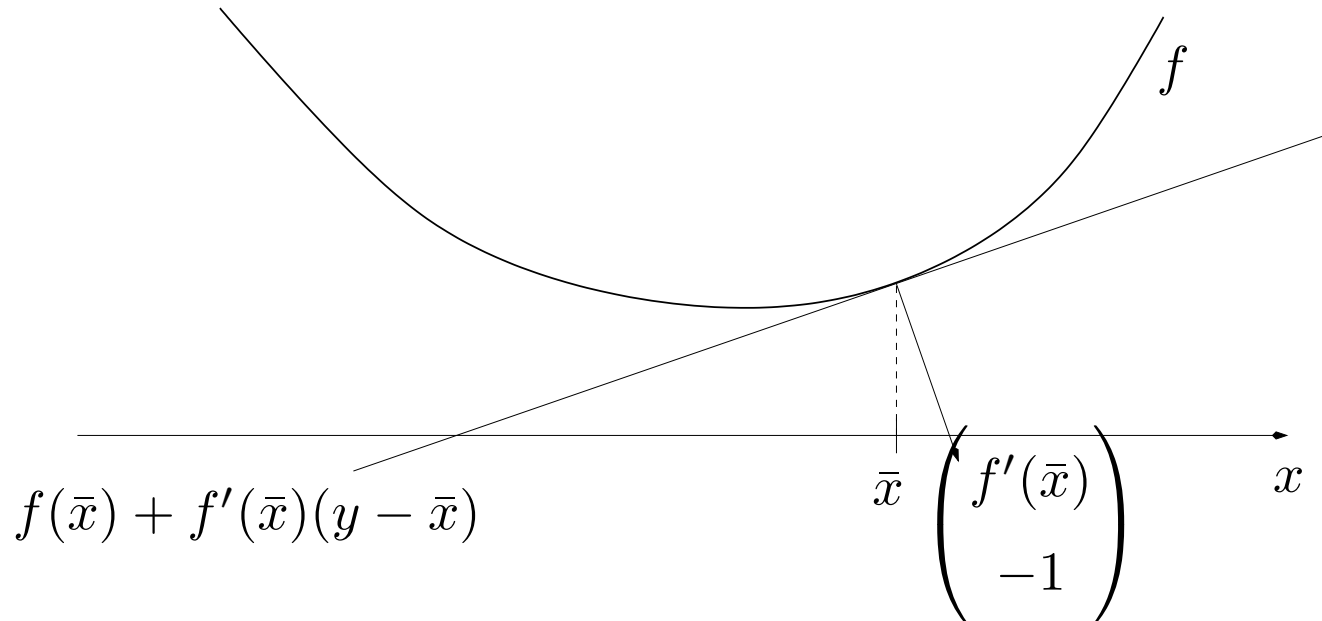


Figure 13: A tangent plane to the graph of a convex function.

## Convexity characterizations in $C^2$

- Let  $f$  be in  $C^2$  on an open, convex set  $S \subseteq \mathbb{R}^n$ .
  - (a)  $f$  is convex on  $S \iff \nabla^2 f(\mathbf{x})$  is positive semidefinite for all  $\mathbf{x} \in S$ .
  - (b)  $\nabla^2 f(\mathbf{x})$  is positive definite for all  $\mathbf{x} \in S \implies f$  is strictly convex on  $S$ .
- Note:  $n = 1$ ,  $S$  is an interval: (a)  $f$  is convex on  $S$  if and only if  $f''(x) \geq 0$  for every  $x \in S$ ; (b)  $f$  is strictly convex on  $S$  if  $f''(x) > 0$  for every  $x \in S$ .
- Proofs use Taylor expansion, convexity and Mean-value Theorem.
- Not the direction  $\Leftarrow$  in (b)! [ $f(x) = x^4$  at  $x = 0$ ]
- Difficult to check convexity; matrix condition for every  $\mathbf{x}$ .
- Quadratic function:  $f(\mathbf{x}) = (1/2)\mathbf{x}^T \mathbf{Q}\mathbf{x} - \mathbf{q}^T \mathbf{x}$  convex on  $\mathbb{R}^n$  iff  $\mathbf{Q}$  is psd ( $\mathbf{Q}$  is the Hessian of  $f$ , and is independent of  $\mathbf{x}$ ).

## Convexity of feasible sets

- Let  $g : \mathbb{R}^n \rightarrow \mathbb{R}$  be a function. The *level set* of  $g$  with respect to the value  $b \in \mathbb{R}$  is the set

$$\text{lev}_g(b) := \{x \in \mathbb{R}^n \mid g(x) \leq b\}.$$

- Figure 14 illustrates a level set of a convex function.

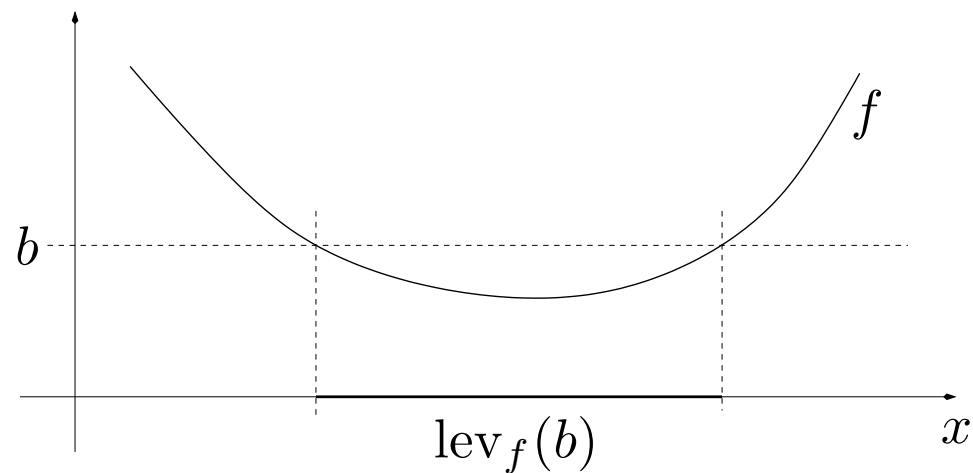


Figure 14: A level set of a convex function.

- Suppose that the function  $g : \mathbb{R}^n \rightarrow \mathbb{R}$  is convex. Then, for every value of  $b \in \mathbb{R}$ , the level set  $\text{lev}_g(b)$  is a convex set. It is moreover closed.
- We speak of a *convex problem* when  $f$  is convex (minimization) and for constraints  $g_i(\mathbf{x}) \leq 0$ , the functions  $g_i$  are convex; and for constraints  $h_j(\mathbf{x}) = 0$ , the functions  $h_j$  are affine.

## Euclidean projection

- The Euclidean projection of  $w \in \mathbb{R}^n$  is the nearest (in Euclidean norm) vector in  $S$  to  $w$ . The vector  $w - \text{Proj}_S(w)$  is *normal* to  $S$ .

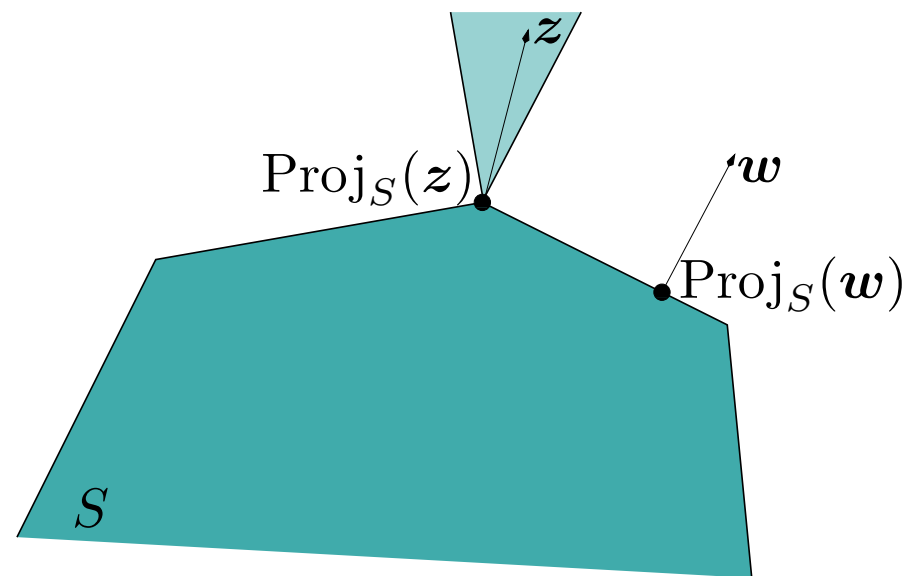


Figure 15: The projection of two vectors onto a convex set.

The distance function below is convex:

$$\text{dist}_S(\mathbf{x}) := \|\mathbf{x} - \text{Proj}_S(\mathbf{x})\|, \quad \mathbf{x} \in \mathbb{R}^n.$$

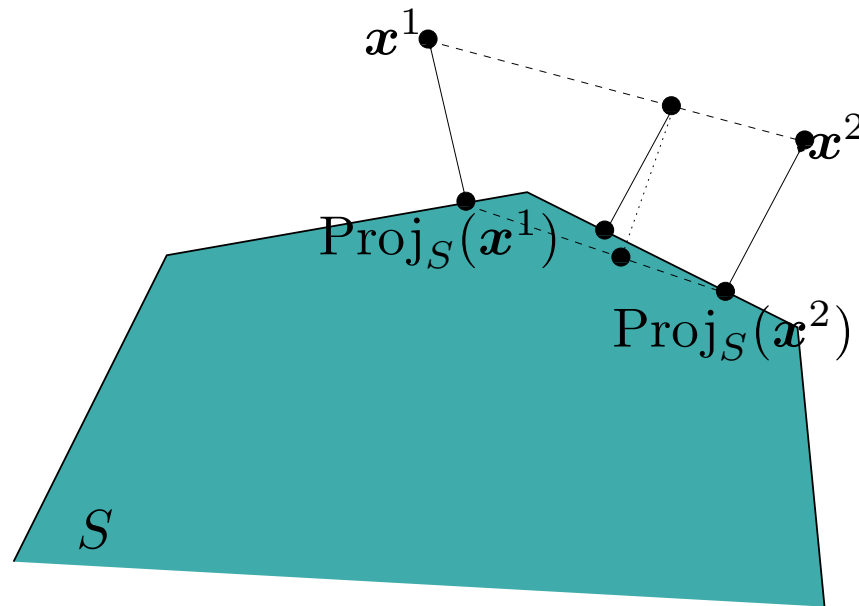


Figure 16: From the intermediate vector  $\lambda\mathbf{x}^1 + (1 - \lambda)\mathbf{x}^2$  shown the distance to the vector  $\lambda\text{Proj}_S(\mathbf{x}^1) + (1 - \lambda)\text{Proj}_S(\mathbf{x}^2)$  [dotted line segment] clearly is longer than to its projection on  $S$  [solid line].